

### Description:

14 AWG pairs stranded (42x30) tinned copper conductors, twisted pairs, overall Beldfoil® shield (100% coverage), PVC insulation, PVC jacket.

### Physical Characteristics (Overall)

#### Conductor

##### AWG:

# Pairs	AWG	Stranding	Conductor Material
1	14	42x30	TC - Tinned Copper

#### Insulation

##### Insulation Material:

Insulation Material	Dia. (in.)
PVC - Polyvinyl Chloride	.119

#### Outer Shield

##### Outer Shield Material:

Outer Shield Trade Name	Type	Outer Shield Material	Coverage (%)
Beldfoil®	Tape	Aluminum Foil-Polyester Tape	100

##### Outer Shield Drain Wire AWG:

AWG	Stranding	Drain Wire	Conductor Material
16	19x29	TC - Tinned Copper	

#### Outer Jacket

##### Outer Jacket Material:

Outer Jacket Material	Nom. Wall Thickness (in.)
PVC - Polyvinyl Chloride	.042

Outer Jacket Ripcord: Yes

#### Overall Cabling

Overall Nominal Diameter: 0.324 in.

#### Pair

##### Pair Color Code Chart:

Number	Color
1	Black & Red

### Mechanical Characteristics (Overall)

Operating Temperature Range: -30°C To +105°C

Bulk Cable Weight: 67 lbs/1000 ft.

Max. Recommended Pulling Tension: 140 lbs.

Min. Bend Radius (Install)/Minor Axis: 3.250 in.

### Applicable Specifications and Agency Compliance (Overall)

#### Applicable Standards & Environmental Programs

NEC/(UL) Specification: PLTC, ITC, CL3R

AWM Specification: UL Style 2464 (300 V 105°C)

## 9314 Multi-Conductor - 300V Power-Limited Tray Cable

EU CE Mark:	Yes
EU Directive 2000/53/EC (ELV):	Yes
EU Directive 2002/95/EC (RoHS):	Yes
EU RoHS Compliance Date (mm/dd/yyyy):	04/01/2005
EU Directive 2002/96/EC (WEEE):	Yes
EU Directive 2003/11/EC (BFR):	Yes
CA Prop 65 (CJ for Wire & Cable):	Yes
MII Order #39 (China RoHS):	Yes

### Flame Test

UL Flame Test:	UL1685 UL Loading
CSA Flame Test:	FT4
IEEE Flame Test:	1202
ICEA Flame Test:	T-29-520

### Suitability

Sunlight Resistance:	Yes
----------------------	-----

### Plenum/Non-Plenum

Plenum (Y/N):	No
---------------	----

### Surface Printing (Overall)

Surface Printing:	BELDEN 9314 E34972 1PR14 SHIELDED (UL) CL3R 105C OR PLTC OR ITC SUN RES OR AWM 2464 80C 300V- - FT4 (2 FT, 7 DIGIT SEQUENTIAL NUMBER) FEET
-------------------	--

### Electrical Characteristics (Overall)

#### Nom. Inductance:

Inductance (µH/ft)

.18

#### Nom. Capacitance Conductor to Conductor:

Capacitance (pF/ft)

27

#### Nom. Capacitance Cond. to Other Conductor & Shield:

Capacitance (pF/ft)

54

#### Nom. Conductor DC Resistance:

DCR @ 20°C (Ohm/1000 ft)

2.6

#### Nominal Outer Shield DC Resistance:

DCR @ 20°C (Ohm/1000 ft)

3.8

#### Max. Operating Voltage - UL:

Voltage

300 V RMS

#### Max. Recommended Current:

Current

13 Amps per conductor @ 25°C

### Put Ups and Colors:

Item #	Putup	Ship Weight	Color	Notes	Item Desc
9314 060U500	500 FT	34.500 LB	CHROME		2 #14 PVC SH PVC
9314 0601000	1,000 FT	70.000 LB	CHROME	C	2 #14 PVC SH PVC

# UL Instrumentation Cable

## 300V Power-Limited Tray Cables

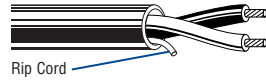
### Industrial Grade Sunlight- and Oil-Resistant Jackets

Description	Part No.	No. of Pairs/Triads	Color Code	Standard Lengths		Standard Unit Weight		Jacket Thickness		Nominal OD		Maximum Pull Tension		Minimum Bend Radius	
				Ft.	m	Lbs.	kg	Inch	mm	Inch	mm	Lbs.	N	Inch	mm

**14 AWG Pairs** Stranded (42x30) Tinned Copper Conductors • Twisted Pairs

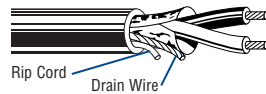
**Unshielded • PVC Insulation • Chrome PVC Jacket**

NEC: PLTC, ITC, CL3R CEC: FT4 IEEE 1202/383 ICEA T-29-520	<b>9411</b>	1	E2	U-500 1000	U-152.4 304.8	28.0 60.0	12.7 27.3	.042	1.07	.322	8.18	124	552	3.25	82.55
--	-------------	---	----	---------------	------------------	--------------	--------------	------	------	------	------	-----	-----	------	-------



**Overall Beldfoil® Shield (100% Coverage) • PVC Insulation • Chrome PVC Jacket**

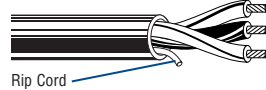
NEC: PLTC, ITC, CL3R CEC: FT4 IEEE 1202/383 ICEA T-29-520	<b>9314</b>	1	E2	U-500 1000	U-152.4 304.8	32.5 66.0	14.7 29.9	.042	1.07	.324	8.23	140	623	3.25	82.55
--	-------------	---	----	---------------	------------------	--------------	--------------	------	------	------	------	-----	-----	------	-------



**14 AWG Triads** Stranded (42x30) Tinned Copper Conductors • Twisted Triads

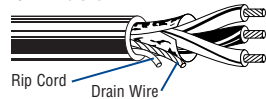
**Unshielded • PVC Insulation • Chrome PVC Jacket**

NEC: PLTC, ITC, CL3R CEC: FT4 IEEE 1202/383 ICEA T-29-520	<b>9495</b>	1	E1	500 1000	152.4 304.8	43.5 86.0	19.7 39.0	.042	1.07	.340	8.64	186	827	3.50	88.90
--	-------------	---	----	-------------	----------------	--------------	--------------	------	------	------	------	-----	-----	------	-------



**Overall Beldfoil Shield (100% Coverage) • PVC Insulation • Chrome PVC Jacket**

NEC: PLTC, ITC, CL3R CEC: FT4 IEEE 1202/383 ICEA T-29-520	<b>9367</b>	1	E1	500 1000	152.4 304.8	43.5 88.0	19.7 40.0	.042	1.07	.343	8.71	188	836	3.50	88.90
--	-------------	---	----	-------------	----------------	--------------	--------------	------	------	------	------	-----	-----	------	-------



E1, E2 = Refer to Technical Information section for color code.  
Alternate color coding available upon request.